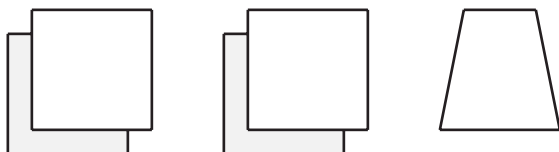
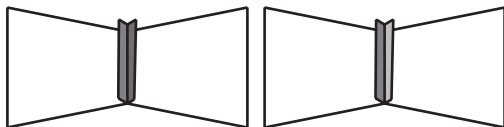




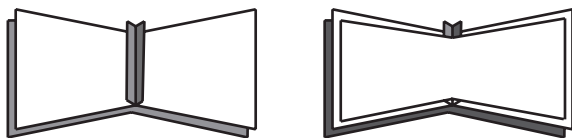
beyond the reef



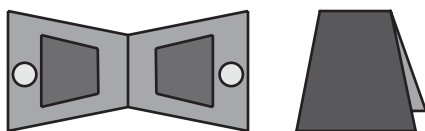
four (4) 5" x 5" fabrics + tumbler template
6" x 10" batting + 3" x 6" wool



sew two tumblers together (cover)
sew two tumblers together (inside)
cut batting + 1/4" smaller all around



place right sides together
center batting
stitch 1/4" around leaving opening
turn right sides out; quilt as desired



using small tumbler template
make two wool tumblers
center, and stitch on inside
stitch snap pieces on inside

Makers Home

fabrics available October 2017



Tumbler Needle Case



Makers Home fabrics by Natalie Barnes
of beyond the reef for



WINDHAM FABRICS

www.windhamfabrics.com