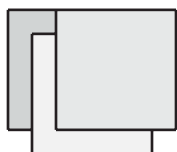




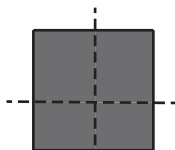
beyond the reef



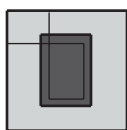
lights



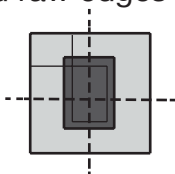
darks



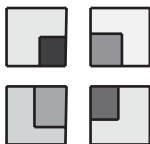
cut darks into four random size squares



place small dark square on center of light square
both pieces right sides up
stitch around raw edges of dark square



cut each piece into (4) 2-1/2" x 2-1/2" squares



arrange small squares for scrappy layout
sew small squares together w/darks in center
to form 4-1/2" x 4-1/2" squares

Makers Home

fabrics available October 2017



use (10) squares to make scrappy top
make coasters
with medium fabrics using same techniques



“Tea for Two” 8" x 20" table topper
with (4) 4" x 4" coasters

Makers Home fabrics by Natalie Barnes
of beyond the reef for



WINDHAM FABRICS

www.windhamfabrics.com